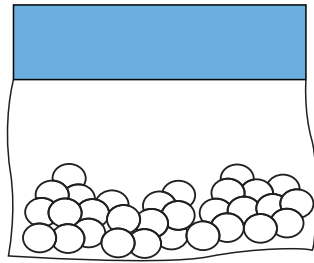


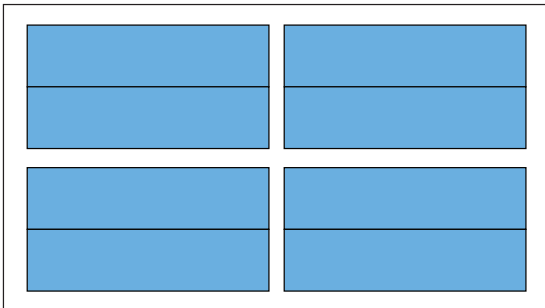
Favor Bag Toppers



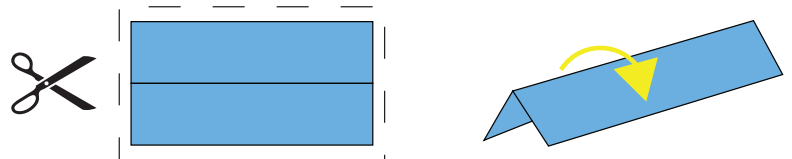
What you'll need:

- *Adobe reader
- *Printer
- *Cardstock paper
- *scissors
- *Cellophane bag
- *Stapler

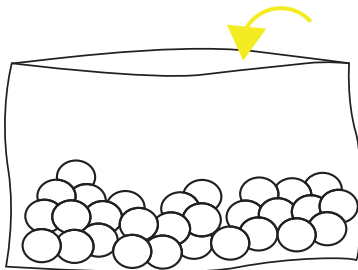
- 1 Print template onto white cardstock paper



- 2 Cut favor bag topper template to its actual size with scissors and fold template in half to make tent shape (use the center line for guidance).



- 3 Fill up cellophane bag full of treats



- 4 Place folded favor bag topper over the open end of cellophane bag and staple together to seal bag and hold favor bag topper in place.

